

POWER-DATA OPTIONS

MICROPHONE	15
SHELF LIGHTS	15
RACEWAY CHANNELS	15
GROMMETS	16
POWER-COMMUNICATIONS	18
POP-UP MEDIA CENTERS	18
TAS TECH-ACCESSORY SYSTEM	19
POWER-COMM TROUGHS	20
CONNECTOR MODULES	22



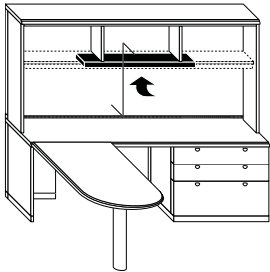
MICROPHONE



Mounts on Any Surface	Product No.	List \$
Microphone (Black)	S2E.Q00.000	695

Note: Specify permanent location desired.  
 Includes table top mounting plate and XLR plug in 12 inch gooseneck microphone.

SHELF LIGHTS

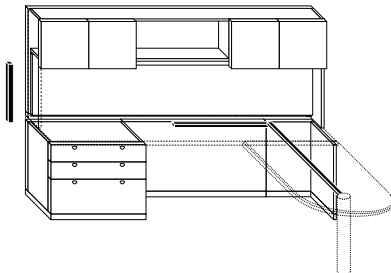


	Product No.	List \$
Shelf Light 24	501.2024	180
Shelf Light 36	501.2036	219
Shelf Light 48	501.2048	274
Shelf Light 60	501.2060	323
Shelf Light 72	501.2072	394

TUOHY offers five sizes of shelf task lighting that can be field mounted at any location. These are fluorescent fixtures with a prismatic diffuser lens, UL Listed. Standard housing color is black.

Each light has a 9-foot power cord. Power cords for Chicago, LA and New York are available; inquire regarding ordering information.

RACEWAY CHANNELS



Raceway Channels (Black)	Product No.	List \$
(2) Raceways @ 22 plus 3 clips	501.3000	63

Contains two pieces of wire raceway, 22 inches long, and three clips for inner-cabinet wire management. Standard color is black. Raceways may be snapped open/close. See diagram for possible mounting applications; suitable for above work surface areas as well as under surface locations.

<< The cutaway view at left shows the fabric back panel in place, with the brush grommet below and space behind for cord management from above. When fabric panels are not used, and a wood back panel is preferred, the Cord Raceway Kit should be installed to manage cords from the hutch overhead to the desk surface.



TOP GROMMETS

Top grommets must be specified individually (Option GT). Standard default locations are defined below. You may specify any location you prefer; a detailed drawing must accompany your order.



	Specify	List \$
Top Grommet	Option GT	142

Specify finish code:

Black Metal	BL
Black Plastic	BP
Brass Polished	BR
Bronze	BZ
Chrome Polished	CH
Nickel Brushed	BN

Standard Location

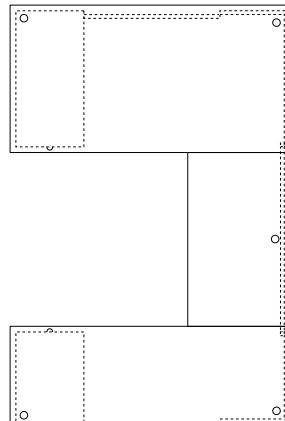
Top Grommets are located on the rear outside corner of pedestals on a standard basis.

The plan view below demonstrates how Top Grommets are applied to a double pedestal desk on a standard basis.



Standard Top Grommet locations are shown below for single pedestal desks, bridges and credenzas.

Runoffs have grommets located in the manner that credenzas do.



Alternate Locations

Grommets may be located on the rear inside corner of pedestals. If you compare the drawing below to those elsewhere on this page, it is easy to extrapolate how this inside location is adapted throughout, if desired. Be sure to specify Option GS for this alternate placement.



VERTICAL GROMMETS



Vertical grommets may also be adapted to any side of a tower, to desks, and to modular pedestals and modesty panels when an exit cord grommet is needed

Plastic	Specify	List \$
Vertical Grommet, Black	Option GV	95

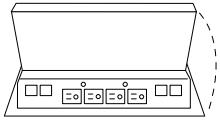
Default Locations

Desks and Runoffs: Kneehole area, just below the top.  
Modular pedestals: On center at rear, just below the top.

Towers: On center at rear, 42 from the floor.  
Overheads: On center or just right of center (as needed), 3 above bottom shelf.



POWER-COMM RECESSED CONSOLE



Matching Veneer (15.2w 6.7d flush-to-surface)	Product No.	List \$
Power/Comm Recessed Console w/ Power Cord	Option GC	1515
Power/Comm Recessed Console for Hardwiring	Option GC-HW	1746

Recesses into table and work surfaces.  
Contains two communications jacks, two data jacks, and four power outlets.  
Option GC includes a 6-foot UL-approved power cord.  
Hinged wood top with matching veneer and finish; solid colors available.  
Recessed areas are black.  
Specify location and quantity; include a drawing with your purchase order!

POWER-COMM DOME



Black (3-diameter 1.5h)	Product No.	List \$
Dome Power-Comm Source	Option GD	184

Mounts to table and work surfaces.  
Contains four slots for snap-modules (by others).  
Includes a 6-foot UL-approved power cord.  
Specify location and quantity; include a drawing with your purchase order!

POWER-COMM DOCK, HINGED



Black (5.8w 5.4d .1h)	Product No.	List \$
Power/Comm Dock, Hinged	Option GH	413

Mounts to table and work surfaces.  
Contains one voice jack, one data jack, and two power outlets.  
Includes a 6-foot UL-approved power cord.  
Specify location and quantity; include a drawing with your purchase order!

POP-UP MEDIA CENTERS



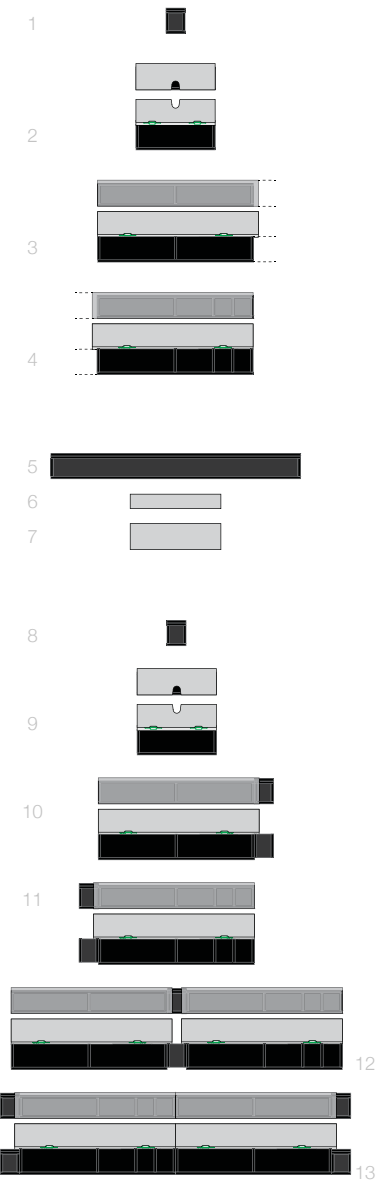
Pop-Up Modules w MRBS Lid	w	2.8d	2h	Product No.	List \$
Microphone-iPad Holder, 1.5-in Top	15			XUM15	2593
Microphone-iPad Holder, 2-in Top	15			XUM152	2593
Power-Data Console, 1.5-in Top	18			XUM18	2778
Power-Data Console, 2-in Top	18			XUM182	2778

+ Options/Parametrics:  
Custom adaptation of standard modules is available; inquire with TUOHY Customer Service  
! Notes:  
Lid color is MRBS Resin Brushed Steel; under-lid components are MRG Resin Black.  
Units must be concealed within a plinth base or cabinet, or hidden behind kneepanels (12h).

	Side A:	Side B:
Microphone + iPad® Holder	 Microphone iPad® Holder	 Microphone
Power-Data Console	 Cat6 RJ45 (C1B) Duplex Outlet Audio (C7) VGA (C8) HDMI	 Cat6 RJ45 (C1B) Duplex Outlet



TAS TECH-ACCESSORY SYSTEM



Modules w MRBAS Lid (where applicable)		w	2.8d	2h	Prod.No.	List \$
1	BG2: Brush Grommet	2			TTAD	241
2	TAS1: PowerData8	8.25			TTAA	796
3	TAS2: PowerData8-Tray8 (BG right)*	16.25			TTAB	948
4	TAS3: UtilityBin8-Tray4-Tray2-Tray2 (BG left)*	16.25			TTAC	593

TAS1, TAS2 and TAS3 Modules are illustrated at left with lid down and lid up.

Parametric		w	d	h	Product Prefix	\$/Inch	\$ Minimum
5	BGX: Brush Grommet	2 to 72	2.8	2	TTBE	22	241
6	1.5d Back-to-Back Separator Plate	2 to 72	1.5	0.25	TTBF	30	240
7	2.8d Blank Lid Plate	2 to 72	2.8	0.25	TTBG	37	296

+ Options/Parametrics (BGX):

Widths: 2-72. Append width to product prefix; multiply width by \$/Inch for list price (note \$ Minimum). Custom adaptation of standard modules is available; inquire with TUOHY Customer Service.

! Notes:

TAS1, BG and BGX units may be used solo or in-series with other modules.

\*TAS2 and TAS3 units have an overhanging lid, width is nominal; a BG2 or BGX Brush Grommet must be added on the side indicated.

Lid color is MRBAS Resin Brushed Aluminum w Steel Tint; under-lid components are MRG Resin Black. TAS units with power must be hard-wired (8-wire) at the point of power supply.

Standard Power/Data has (1) duplex outlet, (1) RJ45 Cat 6 with whip, and (1) USB 3.0 port with whip.

Configured Modules w MRBAS Lid		w	2.8d	2h	Product No.	List \$
8	BG2 (Brush Grommet)	2			TTAD	241
9	TAS1 (PowerData8)	8.25			TTAA	796
10	TAS2-BG2	18.25			TTCH	1189
11	BG2-TAS3	18.25			TTCI	834
12	TAS2-BG2-TAS3	34.5			TTCJ	1782
13	BG2-TAS3-TAS2-BG2	36.5			TTCK	2023

+ Options:

Custom adaptation of standard modules is available; inquire with TUOHY Customer Service.


! Notes:

A detailed drawing is required, identifying location for installation.

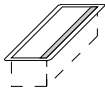
Mounting hardware is included.

Lid color is MRBAS Resin Brushed Aluminum w Steel Tint; under-lid components are MRG Resin Black. TAS units with power must be hard-wired (8-wire) at the point of power supply.

Standard Power/Data has (1) duplex outlet, (1) RJ45 Cat 6 with whip, and (1) USB 3.0 port with whip.



POWER-COMM TROUGHS, SINGLE



Single Recessed Trough	# Doors	# Modules	MRSA Finish	List \$
Power-Comm Single Trough 7w	1	1	SYT.S00.007	1393
Power-Comm Single Trough 12w	1	1	SYT.S00.012	1420
Power-Comm Single Trough 18w	1	1	SYT.S00.018	1448
Power-Comm Single Trough 24w	1	1	SYT.S00.024	1494
Power-Comm Single Trough 30w	1	1	SYT.S00.030	1529
Power-Comm Single Trough 36w	2	2	SYT.S00.036	2163
Power-Comm Single Trough 42w	2	2	SYT.S00.042	2228
Power-Comm Single Trough 48w	2	2	SYT.S00.048	2336
Power-Comm Single Trough 54w	2	2	SYT.S00.054	2384
Power-Comm Single Trough 60w	2	2	SYT.S00.060	2444
Power-Comm Single Trough 66w	2	2	SYT.S00.066	2538
Power-Comm Single Trough 72w	3	3	SYT.S00.072	3311
Power-Comm Single Trough 78w	3	3	SYT.S00.078	3354
Power-Comm Single Trough 84w	3	3	SYT.S00.084	3396
Power-Comm Single Trough 90w	3	3	SYT.S00.090	3444
Power-Comm Single Trough 96w	3	3	SYT.S00.096	3501
Power-Comm Single Trough 102w	3	3	SYT.S00.102	3594
Power-Comm Single Trough 108w	4	4	SYT.S00.108	4145
Power-Comm Single Trough 114w	4	4	SYT.S00.114	4258
Power-Comm Single Trough 120w	4	4	SYT.S00.120	4431
Power-Comm Single Trough 126w	4	4	SYT.S00.126	4494
Power-Comm Single Trough 132w	4	4	SYT.S00.132	4541
Power-Comm Single Trough 144w	5	5	SYT.S00.144	4843
Power-Comm Single Trough 150w	5	5	SYT.S00.150	4958
Power-Comm Single Trough 156w	5	5	SYT.S00.156	5057
Power-Comm Single Trough 162w	5	5	SYT.S00.162	5719
Power-Comm Single Trough 168w	5	5	SYT.S00.168	5867
Power-Comm Single Trough 180w	6	6	SYT.S00.180	6175

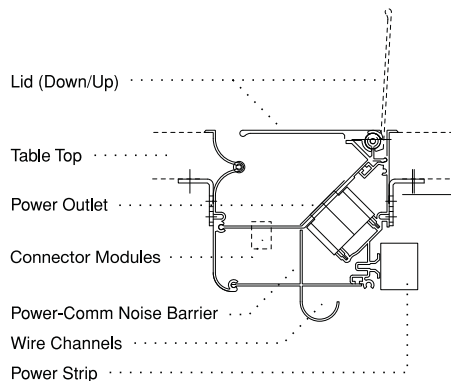

Notes:

Depth is 6.3 inches; width dimensions are 0.8 inches greater than nominal listings above.  
 One grounded triplex outlet per door, on center; outlets have a 10 foot cord; UL-approved.  
 Specify Connector Modules from following pages.  
 Standard finish is MRSA Resin Satin Aluminum on lids and housing; see options below.

Optional Materials, Lids only:	Change 6th digit to:	Add, per lineal inch (w):
Frosted Glass	G	\$2.00
Proxy-Leather	L	\$5.10
Corian®	C	\$4.40

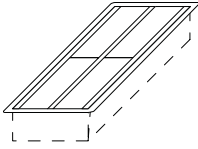
Optional Finish, Lids & Housing:	Specify:	Add, per lineal inch (w):
Brushed Nickel	Option BN	\$23.90

For hard-wired troughs with duplex outlets, add HW to the product number; add \$223 per door.





POWER-COMM TROUGHS, DUAL



Dual Recessed Trough		# Doors	# Modules	MRSA Finish	List \$
Power-Comm Dual Trough 7w		2	2	SYT.N00.007	2197
Power-Comm Dual Trough 12w		2	2	SYT.N00.012	2233
Power-Comm Dual Trough 18w		2	2	SYT.N00.018	2268
Power-Comm Dual Trough 24w		2	2	SYT.N00.024	2309
Power-Comm Dual Trough 30w		2	2	SYT.N00.030	2374
Power-Comm Dual Trough 36w		4	4	SYT.N00.036	3743
Power-Comm Dual Trough 42w		4	4	SYT.N00.042	3823
Power-Comm Dual Trough 48w		4	4	SYT.N00.048	3919
Power-Comm Dual Trough 54w		4	4	SYT.N00.054	4034
Power-Comm Dual Trough 60w		4	4	SYT.N00.060	4118
Power-Comm Dual Trough 66w		4	4	SYT.N00.066	4297
Power-Comm Dual Trough 72w		6	6	SYT.N00.072	5668
Power-Comm Dual Trough 78w		6	6	SYT.N00.078	5709
Power-Comm Dual Trough 84w		6	6	SYT.N00.084	5784
Power-Comm Dual Trough 90w		6	6	SYT.N00.090	5886
Power-Comm Dual Trough 96w		6	6	SYT.N00.096	6022
Power-Comm Dual Trough 102w		6	6	SYT.N00.102	6175
Power-Comm Dual Trough 108w		8	8	SYT.N00.108	7240
Power-Comm Dual Trough 114w		8	8	SYT.N00.114	7527
Power-Comm Dual Trough 120w		8	8	SYT.N00.120	7844
Power-Comm Dual Trough 126w		8	8	SYT.N00.126	7953
Power-Comm Dual Trough 132w		8	8	SYT.N00.132	8091
Power-Comm Dual Trough 144w		10	10	SYT.N00.144	9163
Power-Comm Dual Trough 150w		10	10	SYT.N00.150	9225
Power-Comm Dual Trough 156w		10	10	SYT.N00.156	9342
Power-Comm Dual Trough 162w		10	10	SYT.N00.162	9457
Power-Comm Dual Trough 168w		10	10	SYT.N00.168	9574
Power-Comm Dual Trough 180w		12	12	SYT.N00.180	11297



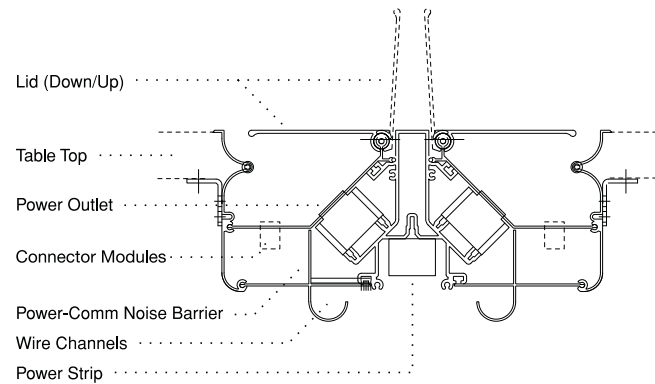
Notes:

Depth is 12.9 inches; width dimensions are 0.8 inches greater than nominal listings above. One grounded triplex outlet per door, on center; outlets have a 10 foot cord; UL-approved. Specify Connector Modules from following pages. Standard finish is MRSA Resin Satin Aluminum on lids and housing; see options below.

Optional Materials, Lids only:	Change 6th digit to:	Add, per lineal inch (w):
Frosted Glass	G	\$3.70
Proxy-Leather	L	\$10.10
Corian®	C	\$8.80

Optional Finish, Lids & Housing:	Specify:	Add, per lineal inch (w):
Brushed Nickel	Option BN	\$48.00

For hard-wired troughs with duplex outlets, add HW to the product number; add \$223 per door.



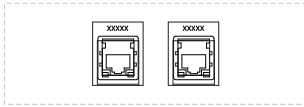
# PRESET CONNECTOR MODULES

FREIGHT INCLUDED  
SEPTEMBER 17, 2014



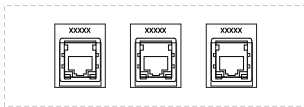
POWER-COMM TROUGH  
CONNECTORS + PLATE  
PRODUCT NO. LIST \$

## Preset Module 1



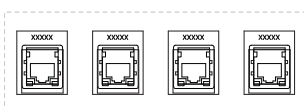
COMPONENTS			
	Dual RJ-45 (White)	MODULE01	190
1	(blank)		
2	Superior Cat6 RJ-45 (SUPUMJA601)		
3	Superior Cat6 RJ-45 (SUPUMJA601)		
4	(blank)		

## Preset Module 2



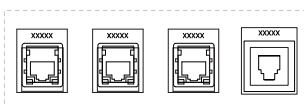
COMPONENTS			
	Triple RJ-45 (White)	MODULE2	230
1	Superior Cat6 RJ-45 (SUPUMJA601)		
2	Superior Cat6 RJ-45 (SUPUMJA601)		
3	Superior Cat6 RJ-45 (SUPUMJA601)		
4	(blank)		

## Preset Module 3



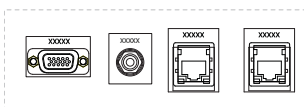
COMPONENTS			
	Quad RJ-45 (White)	MODULE3	277
1	Superior Cat6 RJ-45 (SUPUMJA601)		
2	Superior Cat6 RJ-45 (SUPUMJA601)		
3	Superior Cat6 RJ-45 (SUPUMJA601)		
4	Superior Cat6 RJ-45 (SUPUMJA601)		

## Preset Module 4



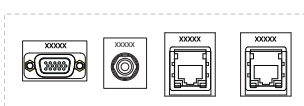
COMPONENTS			
	Triple RJ-45 (White) + RJ11 (White)	MODULE4	265
1	Superior Cat6 RJ-45 (SUPUMJA601)		
2	Superior Cat6 RJ-45 (SUPUMJA601)		
3	Superior Cat6 RJ-45 (SUPUMJA601)		
4	Superior RJ-11 (UMJO6U01)		

## Preset Module 5



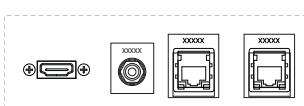
COMPONENTS			
	VGA and 3.5mm, Dual RJ-45	MODULE5	324
1	Bi-Tronics HD15 feedthru F/F (BTX9532HD)		
2	Bi-Tronics 3.5 mm stereo mini to Phoenix (BTXMX-35)		
3	Superior Cat6 RJ-45 (SUPUMJA601)		
4	Superior Cat6 RJ-45 (SUPUMJA601)		

## Preset Module 6



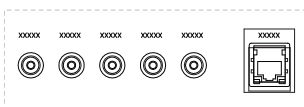
COMPONENTS			
	VGA to RGBHV 3.5mm, Dual RJ-45	MODULE6	303
1	Bi-Tronics HD15(f) to 5 BNC(f) 6-in no hood threaded 4/40 jackscrew (BTXYV-EZVGAFX)		
2	Bi-Tronics 3.5 mm stereo mini to Phoenix (BTXMX-35)		
3	Superior Cat6 RJ-45 (SUPUMJA601)		
4	Superior Cat6 RJ-45 (SUPUMJA601)		

## Preset Module 7



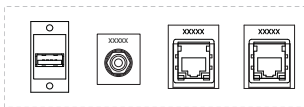
COMPONENTS			
	HDMI and 3.5mm, Dual RJ-45	MODULE7	391
1	L-Com HDMI female to female feedthru (LCMHDMIFF)		
2	Bi-Tronics 3.5 mm stereo mini to Phoenix (BTXMX-35)		
3	Superior Cat6 RJ-45 (SUPUMJA601)		
4	Superior Cat6 RJ-45 (SUPUMJA601)		

## Preset Module 8



COMPONENTS			
	Component Video, RJ-45	MODULE8	294
1-3	Bi-Tronics Rca F/F Feedthru Red, Green, Blue, Red, White (BTXCV-C410BRE+ BTXCV-C410BGR+ BTXCV-C410BBL + BTXCV-C410BRE+ BTXCV-C410B)		
4	Superior Cat6 RJ-45 (SUPUMJA601)		

## Preset Module 9



COMPONENTS			
	USB, 3.5mm, Dual RJ-45	MODULE9	326
1	L-Com USB A/B coupler, chassis (LCMEFC504BUAB)		
2	Bi-Tronics 3.5 mm stereo mini to Phoenix (BTXMX-35)		
3	Superior Cat6 RJ-45 (SUPUMJA601)		
4	Superior Cat6 RJ-45 (SUPUMJA601)		

All modules are 6 inches in width and are to be site-wired.  
List the modules in the order they are to be applied left-to-right.  
Use Connectors+Plate for Power-Comm Troughs.

TUOHY

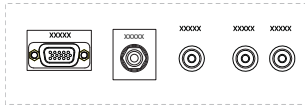


POWER-COMM TROUGH  
 CONNECTORS + PLATE  
 PRODUCT NO. LIST \$

Preset Module 10

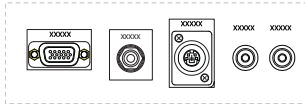
COMPONENTS  
 (This module has become redundant; please use Preset Module 7)

Preset Module 11



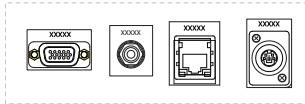
VGA and 3.5mm, Composite Video and Audio LR		MODULE11	301
1	Bi-Tronics HD15 feedthru F/F (BTX9532HD)		
2	Bi-Tronics 3.5 mm stereo mini to Phoenix (BTXMX-35)		
3-4	Bi-Tronics Rca F/F Feedthru Yellow, Red, White (BTXCV-C410BY+ BTXCV-C410BRE+ BTXCV-C410B)		

Preset Module 12



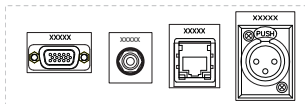
VGA and 3.5mm, S-Video and Audio LR		MODULE12	324
1	Bi-Tronics HD15 feedthru F/F (BTX9532HD)		
2	Bi-Tronics 3.5 mm stereo mini to Phoenix (BTXMX-35)		
3	Bi-Tronics S-Video feed thru Panel Mt. Conn. Female to Female (BTXCV-TCS415PR)		
4	Bi-Tronics Rca F/F Feedthru Red, White (BTXCV-C410BRE+ BTXCV-C410B)		

Preset Module 13



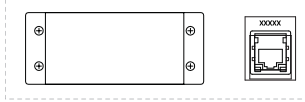
VGA and 3.5mm, RJ-45, Mini XLR		MODULE13	329
1	Bi-Tronics HD15 feedthru F/F (BTX9532HD)		
2	Bi-Tronics 3.5 mm stereo mini to Phoenix (BTXMX-35)		
3	Superior Cat6 RJ-45 (SUPUMJA601)		
4	Switchcraft XLR, mini, 3-pin female (SWITY3F)		

Preset Module 14



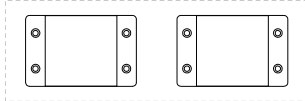
VGA and 3.5mm, RJ-45, XLR		MODULE14	296
1	Bi-Tronics HD15 feedthru F/F (BTX9532HD)		
2	Bi-Tronics 3.5 mm stereo mini to Phoenix (BTXMX-35)		
3	Superior Cat6 RJ-45 (SUPUMJA601)		
4	Switchcraft XLR 3 pin female (push button) (SWID3F)		

Preset Module 15



Dual Extron AAP Opening, RJ-45		MODULE15	201
1-3	ANY (2) single AAP plates or (1) Dual AAP Plate		
4	Superior Cat6 RJ-45 (SUPUMJA601)		

Preset Module 16



Two (2) Dual Extron MAAP Openings		MODULE16	194
1-4	ANY (2) single MAAP plates or (1) Dual MAAP Plate		

Connector Module Plate



Plate Only		MODULEBLANK	106
1-4	(blank)		

Option:  
 Specify Custom Connector Modules (next page); add codes and prices to your Plate specification.



All modules are 6 inches in width and are to be site-wired.  
 List the modules in the order they are to be applied left-to-right.  
 Use Connectors+Plate for Power-Comm Troughs.

# CUSTOM CONNECTOR MODULES

FREIGHT INCLUDED  
SEPTEMBER 17, 2014

ORDER CUSTOM MODULES BY ENTERING A CONNECTOR CODE FOR EACH POSITION AT RIGHT (ENTER 'B' FOR BLANK, ADD ZERO \$). INCLUDE A BLANK PLATE FROM PRIOR PAGE.

TOTAL COST IS THE SUM OF THE CONNECTOR \$ + BLANK PLATE \$:  
Example: C1-B-C3-C4 = \$333 (68 + 0 + 61 + 98, plus 106 for plate).

-	-	-	-
1	2	3	4

## Voice/Data



Superior Cat 5 RJ-45 (SUPUMJV8B01)  
(Faceplates) White, Office White, Blue, Orange, Red, Yellow

C1 68



Superior Cat 6 RJ-45 (SUPUMJA601)  
(Faceplates) White, Office White, Blue, Orange, Red, Yellow

C1B 68



Superior RJ-11 (UMJO6U01)  
(Faceplates) White, Office White, Blue, Orange, Red, Yellow

C2 68



Bi-Tronics RJ45 feed-thru coupler & conductor (CD-9242M)  
Black

C3 61



L-Com Keystone Jack RJ-45 (LCMUJ110C6F)  
White, Office White, Blue, Orange, Red, Yellow

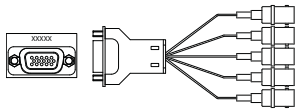
C4 98

## VGA



Bi-Tronics HD15 feed-thru F/F (BTX9532HD)  
Silver w/ Black Face

C5 77



Bi-Tronics HD15(f) to 5 BNC(f) 6-in (BTXYV-EZVGAFX)  
no hood threaded 4/40 jackscrew  
Silver w/ White Face

C6 129

## Audio



Bi-Tronics 3.5 mm stereo mini to Phoenix (BTXMX-35)  
Black body, Black Face

C7 87



Bi-Tronics 3.5 mm stereo mini feed-thru (BTXTCA-35FFSP)  
Silver

C8 62



Bi-Tronics RCA F/F Feed-thru Red and White (BTXCV-C410(XXX))  
Silver w/ Color Insert (Red, White)

C9 74



Switchcraft XLR, mini, 3-pin female (SWITY3F)  
Silver w/ Black Insert

C10 88



Neutrik XLR 3-pin female (NC3FDL1)  
Silver w/ Black Insert

C11 77



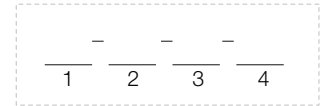
Switchcraft XLR 3-pin female (push button) (SWID3F)  
Silver w/ Green Insert

C12 67



ORDER CUSTOM MODULES BY ENTERING A CONNECTOR CODE FOR EACH POSITION AT RIGHT (ENTER 'B' FOR BLANK, ADD ZERO \$). INCLUDE A BLANK PLATE FROM PRIOR PAGE.

TOTAL COST IS THE SUM OF THE CONNECTOR \$ + BLANK PLATE \$:  
 Example: C20\_-C5-C13 = \$359 (111 + 77 + 65, plus 106 for plate).



Audio (cont.)



Neutrik XLR 4-pin female (NC4FDL1)  
 Silver w/ Black Insert

CODE LIST \$  
 C13 65



Switchcraft XLR 4-pin female (push button) (SWID4F)  
 Silver w/ Green Insert

C14 80



Canare recessed RCA (RJ-RU)  
 Silver

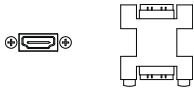
C15 79



Switchcraft 1/4-in TRS, solder (SWI12B)

C16 44

Video



L-Com HDMI female to female feedthru, chassis (LCMHDMIFF)

C18 123



Bi-Tronics RCA F/F Feed-Thru (BTXCV-C410(XXX))  
 Silver w/ Color Insert (Red, Green, Blue, Yellow, White, Black)  
 Note: individual(1) or pair(2)), 2 (Triple(3) or Quad(4)), 3s (5) or (6).

C19 47



Bi-Tronics RCA F/F Feed-Thru (BTXCV-C410(XXX))  
 Silver w/ Color Insert (Red, Green, and Blue)  
 ALERT: This module requires TWO positions!

C20 111



Bi-Tronics S-Video feedthru Panel Mt. Conn. (BTXCV-TCS415P)  
 Female to Female  
 Black

C21 97



Canare BNC bulkhead (BCJ-JR)  
 Silver

C22 55



Canare recessed BNC (BCJ-JRU)  
 Silver

C23 65



Canare recessed RCA (RJ-RU)  
 Silver

C24 79

Computer



L-Com USB A/B coupler, chassis (LCMEFC504BUAB)  
 Black w/ White insert

C25 83



Bi-Tronics 9-P D-sub feed-thru F/F (9530)  
 Silver w/ Blue Insert

C26 46



Bi-Tronics 9-P D-sub feed-thru M/M (9531)  
 Silver w/ Blue Insert

C27 50



